







July Book Ideas

Refer to the [TeachingBooks Literary Calendar](#) for curricular connections and birthday and holiday celebrations.


Grades	Title	Themes	Possibilities or Choose Your Own
PreK-2	 <p><i>I Can Only Draw Worms</i> by Will Mabbitt</p>	Picture Book Concept Humor	<ul style="list-style-type: none"> Begin storytime with a song from the activity sheet from Missouri Library Association for <i>I Can Only Draw Worms</i>. Ask children what they can draw. Show the book's cover and ask them to guess what the author can draw. Share the complete book reading, read by the author. Refer to the activity sheet for post-reading ideas, such as painting with yarn worms or crawling like a worm.
	 <p><i>Summer Song</i> by Kevin Henkes and Laura Dronzek</p>	Picture Book Concept Summer	<ul style="list-style-type: none"> Introduce the story by talking about the signs of summer. Ask, "what do you see, hear, smell, or taste in the summer?" Watch the complete book reading (stop at 5:00). Pair students and have them share what they like to do in the summer. Refer to the HarperCollins teaching guide for more ideas. Take a walk to find signs of summer.
1-5	 <p><i>You're Invited to a Moth Ball</i> by Loree Griffin Burns and Ellen Harasimowicz</p>	Picture Book Nonfiction Science	<ul style="list-style-type: none"> Learn about moth balls by sharing the Google Preview. Read the whole book if you have a copy. Show the author's video to learn how to make a nature book. Encourage students to look around, then write or draw what they see. Create a bulletin board for their observations. Choose a picture from the illustrator's website and describe it so others can figure out the one you chose. Explore more moth resources here.

July Lesson Ideas

Literary highlights and extensions for the month of July

Grades	Title	Themes	Possibilities or Choose Your Own
1-5	 <p>The Great Shelby Holmes by Elizabeth Eulberg</p>	Chapter Book Mystery Friendship	<ul style="list-style-type: none"> ● Hook your audience with the book trailer for <i>The Great Shelby Holmes</i>. ● Perform the reader's theater, doubling parts or reading chorally to increase participation. ● Use the Google Preview to read aloud from Chapter 1. Ask, "What do we know about our characters, plot, and setting?" ● Watch the video interview to learn more about the author and the story behind the series.
4-8	 <p>A Snicker of Magic by Natalie Lloyd</p>	Chapter Book Fantasy Words	<ul style="list-style-type: none"> ● Felicity Pickle collects words. Have each reader start a section in their notebook to collect words that appeal to them. ● Play the Meet-the-Author Recording for your class then read Chapter 1 of <i>A Snicker of Magic</i>. You'll also find it in Google Preview. ● Dr. Zook invents new ice cream flavors. Ask your students to imagine a new flavor and write a short description of how it came to be. ● Create found poems using collected words from your students. You'll find other ideas in the teacher's guide from Classroom Bookshelf.
	 <p>Infinite Hope by Ashley Bryan</p>	Nonfiction Memoir African American	<ul style="list-style-type: none"> ● Show Ashley Bryan's Meet-the-Author Movie. Stop at 0:57. ● Learn how Bryan's experience in World War II impacted his life with this video book trailer for <i>Infinite Hope</i>. ● Spark discussion about the importance of art by listening to this interview by Picturebooking Podcast. ● Use the share tool to send the <i>Publisher's Weekly</i> interview to students. Provide time for them to read the article, then discuss or write about what they learn.

July Author Study Ideas

<p>Lesa Cline-Ransome: Author Study</p> 	PreK-2	<ul style="list-style-type: none"> • Read the description about Whale Trails at the top of the book page. • Share the beginning of the story using the book or the Google Preview. • Ask listeners, “What do we know about this story? What do we want to know? What are some new words we heard?” Record their answers on a Nonfiction Read and Respond Lesson. • Continue reading the story or select another title by the author.
	1-5	<ul style="list-style-type: none"> • Feature PE/Sports biographies written by Cline-Ransome. Filter by Curricular Area: Physical Education. Show the titles and ask your audience to identify the sports topic of each book. • Read <i>Game Changers</i> or play the complete book reading. • Watch the author interview with illustrator James Ransome to go behind the scenes and learn about collage. • Assign parts and perform the <i>Game Changers</i> reader’s theater script. Ask, “What facts did the writers include in the script?”
	4-8	<ul style="list-style-type: none"> • Introduce the time period for <i>Finding Langston</i> by showing the complete book reading of <i>Overground Railroad</i>. • Play the Meet-the-Author Recording for <i>Finding Langston</i>. • Discuss the hardships that Langston and his father experienced by reading the Google Preview for Chapter 1 or by listening to the audiobook excerpt, which is the beginning of Chapter 8. • Learn more about the backstory by watching the author interview from KidLit TV.